



Ministry of Education
SINGAPORE

A GREAT START TO PRIMARY SCHOOL



1 What Is It Like in Primary School?

2 Transition to Primary 1



3 School-Home Partnership

DEVELOPMENTS IN PRIMARY EDUCATION



Either opened up an opportunity or taught us some value,




Parents may access the video via:

<https://youtu.be/9paLbNR2zWg>

WHAT WE WANT TO ACHIEVE

- Laying a strong foundation
- Nurturing well-rounded individuals and passionate lifelong learners
- Providing learning opportunities that recognise their strengths and develop their full potential
- Preparing our children for the future



TRANSITION TO PRIMARY 1

When your child enters primary school, they will experience:



HOW CAN I PREPARE MY CHILD FOR PRIMARY 1?

In primary school, your child will be equipped with skills to:

- Adjust to a larger learning environment
- Interact with more peers and teachers
- Adapt to longer school hours
- Become more independent and responsible



Parents may access the video via:
<https://go.gov.sg/transition-to-primary1>

HOW CAN YOU SUPPORT YOUR CHILD THROUGH THE TRANSITION?

- **S**upport your child and encourage them to overcome challenges with you
- **A**ffirm your child by recognising small successes and praising their efforts
- **F**amiliarise your child by easing them into new routines and sharing with them your experiences in primary school
- **E**mpathise and acknowledge your child's feelings



Supporting your child's transition through
Primary 1

Build a caring home environment to nurture the social and emotional skills of your child using these S.A.F.E. tips.

SUPPORT

- Commit some time every weekend to **play games** and **have fun** together.
- **Visit places** or take part in events that **both of you enjoy**.
- **Encourage** your child to make **new friends**.
- Try out **FTGP*** Family Time activities.

AFFIRM

- **Encourage** your child when he makes **observations**.
E.g. Say "That's interesting!" and ask why he/she said that.
- **Recognise small successes**. E.g. Say "You've made another new friend in class - well done!"

FAMILIARISE

- **Find out** what primary schools have in store for students these days.
- Do practical things to **ease** your child into **new routines**.
E.g. Plan daily routines together, teach your child new habits like packing his/her bag.

EMPATHISE

- **Teach** your child words that **describe feelings**.
- **Acknowledge** your child's **emotions**.
E.g. "It's okay to feel anxious about starting school."
- **Understand** your child's **needs**. E.g. Start bedtime early. Children need a lot of sleep.

**Form Teacher Guidance Period*

Spend Time Chatting. Use T.A.D.

Talk	Ask	Discuss
Talk about fond memories of your own school days. E.g. What you did in Primary One; kind teachers and cheeky classmates you had.	Ask about his/her thoughts and feelings about the school. E.g. FTGP* activities; when he/she felt happiest.	Discuss together what can be done if he/she has worries at school. E.g. Explore how people deal with conflicts.

QUICK TIPS

- Listen without interrupting.
- Nod your head and **ask questions** to show interest and affirmation.

These tips may be used with children of other ages too, it depends on each child's needs. Using these tips as your child journeys through the school years can help ease anxiety and worries, and build warmer and closer relationships at home.

Ministry of Education
Singapore

WHAT DOES **your** CHILD NEED AT PRIMARY 1?

NEW

- Every child develops at a different pace
- Some children learn things earlier, others need more time
- Allowing them to learn at their own pace helps them enjoy the learning process
- Some skills that parents can develop are:
 - Relating to others
 - Developing good habits
 - Nurturing positive learning attitudes




SCHOOLBAG
THE EDUCATION NEWS SITE

HOME EDUCATION FEATURES TEACHERS' DIGEST MULTIMEDIA FAQ

Home > Put the books down! 6 skills your child really needs for P1

Put the books down! 6 skills your child really needs for P1

14 JUN 2021



MOE Stock Image (*Photo taken before COVID-19)

Like 1.7K Tweet Share 8


Mastering the ABCs is well and good but having seen 29 years of children enter primary school through her doors, Mrs Marjorie Seek of CHJ Katong Primary observes that these six soft skills are even more essential in preparing students for primary school.

Entering Primary 1 can be a big step for a child — and the parents. While parents often consider

RELATING TO OTHERS

Build your child's interpersonal skills by:

- **Modelling the use of friendly and polite phrases**
 - “Hello! My name is...What is your name?”
 - “May I please...”
- **Providing opportunities for your child to share and take turns during playtime with other children**



DEVELOPING GOOD HABITS

Routines help your child build confidence and learn to manage themselves.

Guide your child to do the following independently:

- Dress themselves
- Buy food at the canteen
- Make healthy food choices
- Pack their bag
- Wash their hands
- Take their temperature using a thermometer



NURTURING POSITIVE LEARNING ATTITUDES

Developing the right learning attitude will help your child learn better.

You can encourage your child to:

- Ask questions about their experiences and the world around them
- Express their thoughts and feelings and discuss what can be done if they have worries
- Practise life skills independently like buying food and drinks on their own and asking for permission



SCHOOL-HOME PARTNERSHIP

Our children do best when schools and parents work hand in hand to support them.

Help your child succeed in life

Our children do best when schools and parents work hand in hand to support them. Here are some tips to make this happen...

Work with the school to know and support your child

- Have regular conversations with teachers in both academic and non-academic areas – this will help you better guide your child's development.
- Check the teachers' preferred mode of communication – they are not required to share their mobile numbers.
- Understand that teachers may not be able to respond to your queries immediately.

Help your child relate to others

- Work with the teachers to help your child respect differences and resolve disagreements amicably.
- Let the school verify the facts in any incident before taking action to ensure a fair, objective outcome for all parties.

Help your child develop good habits

- Create a conducive home environment for your child to enjoy reading and to finish his/her homework by himself/herself.
- Encourage your child to live a healthy, balanced life with time for sleep and play.

Help your child manage himself/herself

- Guide your child in managing his/her time.
- Encourage your child to help out with household chores.

Our children succeed when parents and schools work hand in hand.


Ministry of Education
SINGAPORE



SCHOOL-HOME PARTNERSHIP

2 Developing your child

1 Knowing your child



3 Building partnership with the school

KNOWING YOUR CHILD

Understand your child's strengths and interests.


- Work with your child's teachers to understand their strengths, interests and development in academic and non-academic areas
- Ask about your child's thoughts and feelings about school



DEVELOPING YOUR CHILD

Partner the school in the holistic development of your child.


- Allow your child to develop independence
- Encourage your child to participate in school activities
- Talk to your child regularly about values and nurture their interest in learning
- Affirm your child by recognising their efforts



BUILDING PARTNERSHIP WITH THE SCHOOL

Maintain regular communication through official school channels.

- Have regular conversations with teachers in both academic and non-academic areas - this will help you better guide your child's development
- Ask the teacher for the best way and time to contact them



PARENT SUPPORT GROUP

Join the Parent Support Group (PSG)!

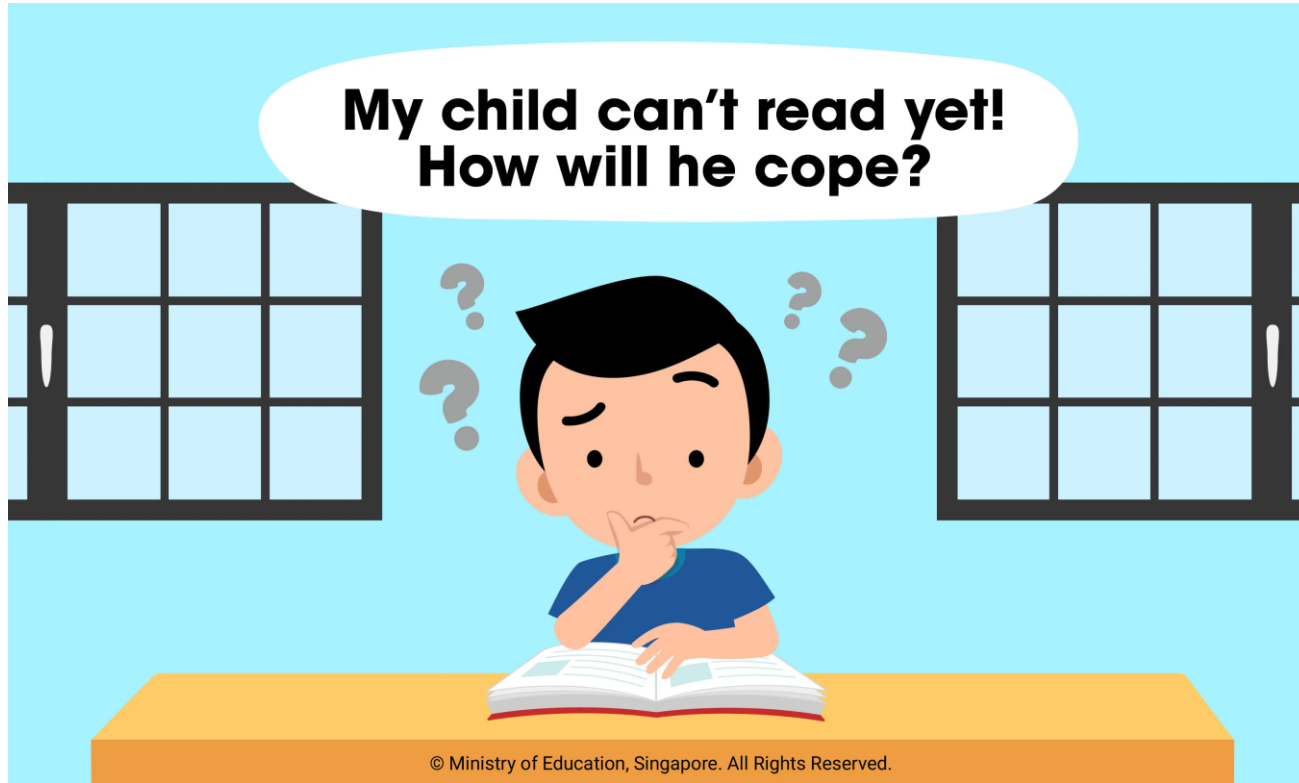
- The PSG consists of a group of dedicated parents who partner the school to support fellow parents in nurturing their children
- It is a platform for parents to network, share, learn and support each other in this parenting journey
- Access our Facebook link at <https://www.facebook.com/groups/MJPConnection>

SCAN ME



**YOUR CHILD IS READY.
ARE YOU?**

SOME QUESTIONS YOU MAY HAVE...



Reading is a habit that we can build.


Interest your child in reading

- It is never too late to start getting your child interested in books
- Take your child to the library, expose them to various picture books and read together for a start
- Students will be introduced to various genres of books, and be taught how to blend letter sounds through games or craft work

**You can encourage your child for any effort in learning to read.
Most importantly, reading should be a fun learning process.**

SOME QUESTIONS YOU MAY HAVE...

My child takes so long to complete her work. Will she fall behind?



Children pick up time management at a different pace and can improve with help.

Support your child in time management

- Parents can model this with your child at home with small tasks and everyday activities
- If you find your child struggling with completing their tasks or homework within a given time, it could also mean that they are not sure how to go about completing them
- If you notice any learning issues, do reach out to the school early

Be specific about how much time they should spend on the work, and what time they should complete the work.

SOME QUESTIONS YOU MAY HAVE...



Help, my child doesn't know how to ask for help!

Asking for help may not seem obvious to a child.

Teach your child how to ask for help

- Here are some steps you may teach your child:
 - **Step 1:** Look for someone who can help
 - **Step 2:** Check if that person has the time to help; if not, look for another suitable person
 - **Step 3:** Share what the problem is and how they feel
 - **Step 4:** Listen carefully to the advice given
 - **Step 5:** Thank the person for the help

**Practise with your child at home how to ask for help.
Remember to praise them for their efforts.**

SOME QUESTIONS YOU MAY HAVE...

I'm worried my child won't eat at recess. He'll go hungry!



© Ministry of Education, Singapore. All Rights Reserved.

Students may enjoy recess so much that they forget to eat. Some students may not be eating because they are shy about ordering food.

Encourage your child to eat during recess

- Let your child practise ordering food and making payment when out with the family
- If they need more time to build their confidence or observe how it is done by other students, you may pack a lunch box in the meantime, so they will always have something to eat
- If you worry that your child is not eating at all, discuss with your child's teacher

Remind your child that eating during recess is important as it helps them learn better in class.

PARENTS GATEWAY RESOURCES



Parents may access the video via:

<https://youtu.be/PCM5o8jAncc>



Parents may access the video via:

<https://youtu.be/tW9jwyuovOo>

SCHOOLBAG
THE EDUCATION NEWS SITE

Search GO

HOME EDUCATION FEATURES TEACHERS' DIGEST MULTIMEDIA FAQ

Home > [Every Parent's Buddy: The Parents Gateway app](#)

Every Parent's Buddy: The Parents Gateway app

23 AUG 2022

5 reasons to sign up for the Parents Gateway app if you haven't done so already.

Related

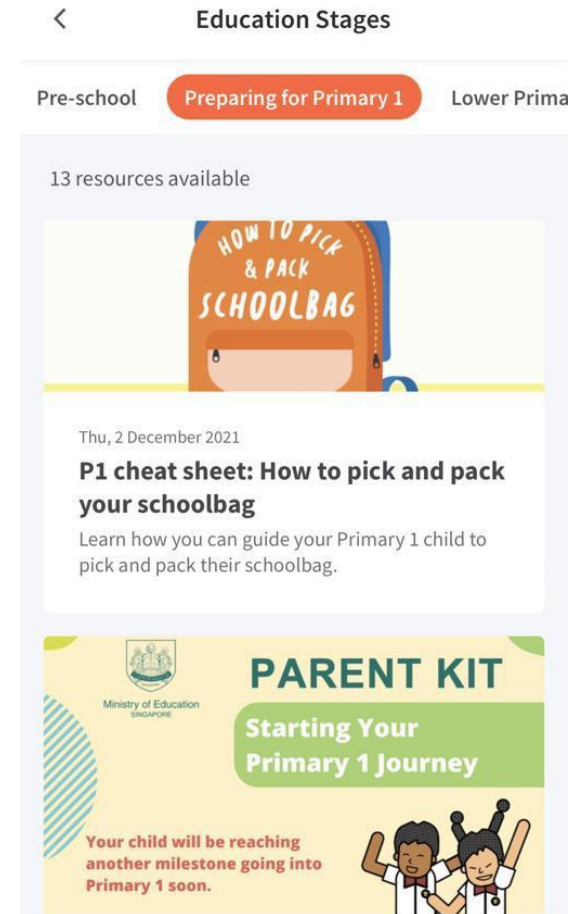
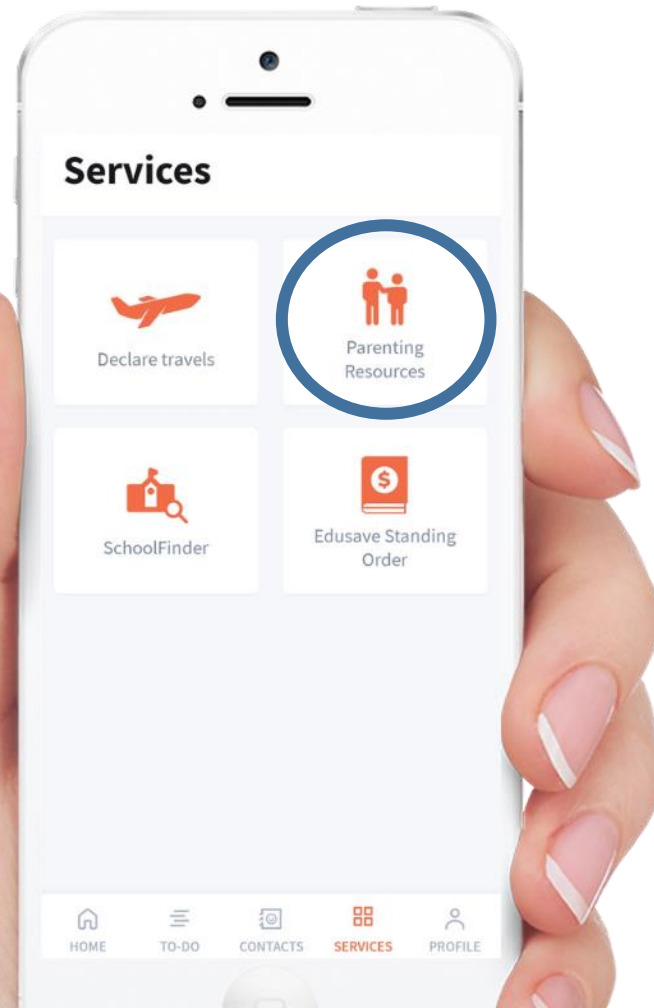
- Every Parent's Buddy: The Parents Gateway app >
- Strengthening Community Ties Through Social Media >

<https://go.gov.sg/every-parents-buddy-the-parents-gateway-app>

ONLY ON PARENTS GATEWAY! A ONE-STOP PORTAL OF RESOURCES

Parenting Resources repository

A repository for parents to browse resources on topics such as preparing for Primary 1, forging parent-child relationships and education pathways.



Find out more about Parents Gateway here.

WHAT'S AVAILABLE ON THE REPOSITORY?

Supporting your child through the Primary 1 journey



Fri, 23 September 2022

[Preparing for P1 - PDF] Supporting Your Child Through the Primary 1 Journey

Click to download or view this issue on preparing your child for P1.

Find out what your child really needs for Primary 1.

Teach Your Child Social Emotional Skills

BE READY FOR LEARNING

What your child may learn in school



What you can do at home



Mon, 18 October 2021

[PDF] Social skills to prepare your child for Primary 1

Click to download or view this resource to learn how you can help your child learn social skills.

Help develop your child's social and emotional skills by referring to this infographic



Mon, 23 August 2021

Are you over-preparing your child for P1?

Learn how overpreparing your child may hinder learning.

Are you over-preparing your child for primary school?



Wed, 15 December 2021

[NLB] LearnX Reading - Primary

Create fun experiences for your child to discover the joy of reading.

How to cultivate the love for reading? Check out resources from the National Library Board.

WE ARE HERE TO SUPPORT YOU!



Parent Kit

www.moe.gov.sg/parentkit

Each Parent Kit issue contains bite-sized actionable tips with supporting resources for parents to help them support their child in their education journey.

Parent Kit



SCHOOLBAG
THE EDUCATION NEWS SITE

Schoolbag.edu.sg

www.schoolbag.edu.sg

Through articles and multimedia content, Schoolbag provide parents and general public with information and insights related to education, tips for parent involvement and features on school programmes.

WE ARE HERE TO SUPPORT YOU!



www.instagram.com/moesingapore



www.instagram.com/parentingwith.moesg



www.facebook.com/moesingapore

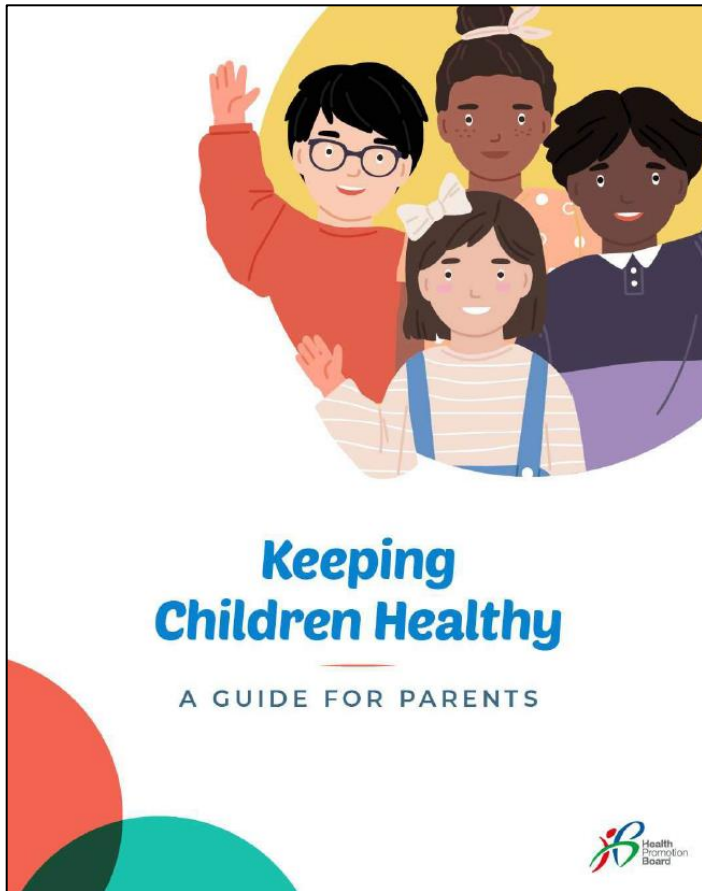


www.youtube.com/moespore 27

WE ARE HERE TO SUPPORT YOU!



KEEPING CHILDREN HEALTHY – A GUIDE FOR PARENTS



Is your child transitioning to P1?

Unlike preschool where your child is served meals based on a fixed menu, they will have to start making more independent choices about what they want to eat in primary school.

This transition from being served to choosing for themselves can be daunting for children. Prepare them for it in the following ways:

a) Talk to your child about 'My Healthy Plate' and highlight the importance of different food groups in our diet. Teach them how to choose a combination of dishes using the 'quarter-quarter-half' method so they learn to incorporate all food groups in their meals.

Here is an example of a meal that is not well-balanced, and a couple that are:



Edition 1



Edition 2



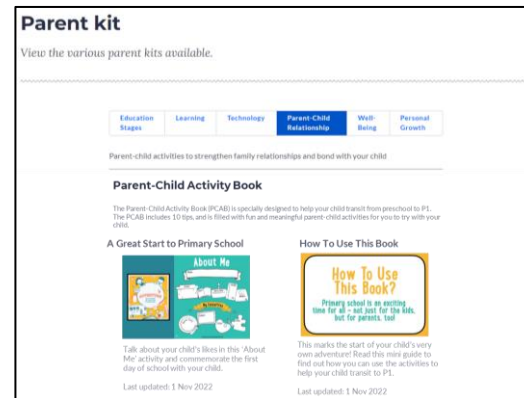
Edition 3

PARENT-CHILD ACTIVITY BOOK IS AVAILABLE ONLINE!

PARENT-CHILD ACTIVITY BOOK (DIGITAL)

10 TIPS FOR PARENTS to help you navigate your child's first year in primary school.

- Chat with your child
- Boost their confidence
- Practise various scenarios
- Create something interesting
- Thank others for their help
- Pledge to do things together



PARENT-CHILD ACTIVITY BOOK IS AVAILABLE ONLINE!

How To Use This Book?

Primary school is an exciting time for all – not just for the kids, but for parents, too!

In this book, you'll find **10 tips for parents** – to help you and your child adjust smoothly to primary-school life. Each tip includes activities which you can do together.

As this is an e-version, you may want to download this and print it, and let your child write or draw on paper. If you prefer an environmental-friendly way, screenshot the pages, or download it and use a mobile application for your child to doodle on it.

With your child, pick the activities that you'd like to do. You don't have to do them all!



Use an application and allow your child to doodle on it!

2

© COMMUNICATIONS AND ENGAGEMENT GROUP, MOE

Activities Inside Include:

Pledge

Make promises and keep them



Every child needs encouragement



Show gratitude. It's a great habit



Make something awesome together



Get familiar with new routines



Keep that conversation flowing

This will be a year of making great memories, together. Have fun learning with your child!

Your adventure begins on the next page. 

3

© COMMUNICATIONS AND ENGAGEMENT GROUP, MOE

PARENT-CHILD ACTIVITY BOOK IS AVAILABLE ONLINE!

Great Ideas For A Great Adventure

Paste a sticker after you complete each tip!
Stickers can be downloaded from <https://www.moe.gov.sg/parentkit>

Before school starts!

Tip 1: Get Ready For School
pg 9 - 16
Dec - before school starts!

Tip 2: Practise Routines
pg 17 - 28
Dec - before school starts!

During term time!

Tip 3: New Places, New Faces
pg 29 - 38
Jan - first week of school!

Tip 4: We Can Do This Together
pg 39 - 48
Feb - when learning gets more serious!

Tip 5: Show Interest In Your Child
pg 49 - 56
Mar - holidays!

Tip 6: Time To Let Go!
pg 57 - 66
Apr - start of Term 2!

Tip 7: Team Up With Teachers
pg 69 - 78
May - before and after the Parent-Teacher Meeting!

Tip 8: Every Child Is Unique
pg 79 - 86
May - before and after the Parent-Teacher Meeting!

Tip 9: Be A Great Role Model
pg 87 - 96
Jun - holidays!

Tip 10: Let's Help Out At Home
pg 97 - 104
Jun - holidays!

© COMMUNICATIONS AND ENGAGEMENT GROUP, MOE

TIP 2

Practise Routines

Building good habits helps your child cope with the many new things they will encounter this year.

School is a lot more structured than your child is used to. Lessons are longer and so is the school day. Buying food at recess is a new experience and they will need to go to the washroom on their own. After-school activities and homework might take some getting used to. Practising routines will help your child face the unfamiliar with a smile!

© COMMUNICATIONS AND ENGAGEMENT GROUP, MOE